HOLT PUBLIC SCHOOLS
Innovate • Educate • Inspire

HPS COVID METRICS DASHBOARD

TO INFORM RETURN TO IN-PERSON SCHOOL

The data below will be used in conjunction with staffing data.
"Aim" and "consider" levels will be a part of the discussion in determining a return to in-person instruction.

METRIC	TARGET	TARGET RISK LEVEL DEFINITIONS	DATA SOURCES
Trend: # New Daily Cases*	**Aim - Downward Trend** **Consider - low & flat** *sustained over 14+ days*	**UP** Wrong direction **FLAT** Low **DOWN** Right direction	Ingham County Health Department MI Safe Start Map COVID Act Now
New cases per 1,000,000* *7 day moving average per million*	**AIM - 20-40 cases/mill (B)** **CONSIDER - 40-70 cases/mill (C)** *sustained over 14+ days*	Cases per Million Low = <7 A= 7-20 B= 20-40 C= 40-70 D= 70-150 E= >150	MI Safe Start Map
New cases per 100,000^ *7 day moving average per 100K*	**AIM - 1-5 cases/100K** **CONSIDER - 6-10 cases/100K** *sustained over 14+ days*	Cases per 100K >25 Red 10<25 Orange 1<10 Yellow <1 Green	COVID Act Now
Positivity Rate of Diagnostic Tests*^	**Aim - 3-7% (A)** **Consider- 7-10% (B)** *sustained over 14+ days*	Risk Levels Low = <3% A= 3-7% B= 7-10% C= 10-15% D= 15-20% E= 20%	MI Safe Start Map
Other Information	**ONGOING MONITORING** *no specific target*	• **Consistent implementation of mitigation strategies^** • **Known school outbreaks** • **0-18 age group data** • **Additional research and guidance** • **Staffing levels**	Ingham County Health Department Michigan.gov

***As required in Public Act 149, Section 98a**
^CDC Core Indicator from *Indicators for Dynamic School Decision Making*
All decisions to return to in-person learning will also depend on staffing considerations

HOLT PUBLIC SCHOOLS
Innovate • Educate • Inspire

Weekly Update 2/26/21

HPS COVID METRICS DASHBOARD

TO INFORM RETURN TO IN-PERSON SCHOOL

The data below will be used in conjunction with staffing data.
"Aim" and "consider" levels will be a part of the discussion in determining a return to in-person instruction.

METRIC	TARGET	INGHAM COUNTY	MI SAFE START REGION 5** (INCLUDING BOTH INGHAM AND EATON COUNTY)	STATE OF MICHIGAN
Trend: # New Daily Cases*	**Aim - Downward Trend** **Consider - low & flat** *sustained over 14+ days*	**DOWN** 53 days	**DOWN** 53 days	**Plateau**
New cases per 1,000,000* *7 day moving average*	**AIM - 20-40 cases/mill (B)** **CONSIDER - 40-70 cases/mill (C)** *sustained over 14+ days*	*Cases per Million* **100** **D**	*Cases per Million* **92** **D**	*Cases per Million* **87** **D**
New cases per 100,000^ *7 day moving average*	**AIM - 1-5 cases/100K** **CONSIDER - 6-10 cases/100K** *sustained over 14+ days*	*Cases per 100,000* **12.4** **HIGH**	*Cases per 100,000* **N/A**	*Cases per 100,000* **12.4** **HIGH**
Positivity Rate of Diagnostic Tests*^ **7 Day Average**	**Aim - Level A** **Consider- Level B** *sustained over 14+ days*	**5.4%** **A**	**4.8%** **A**	**3.6%** **A**
Other Information	**ONGOING MONITORING** *no specific target*	• **Consistent implementation of HPS mitigation strategies^** • **Known school outbreaks** • **0-18 age group data** • **New COVID-19 hospital admissions** • **New confirmed COVID-19 deaths** • **Additional research and guidance**		

***As required in Public Act 149, Section 98a**
^CDC Core Indicator from *Indicators for Dynamic School Decision Making*

**Region 5= Gratiot, Clinton, Shiawassee, Eaton, and Ingham counties. Regions were created by analyzing work and commuting patterns. See MI Safe Start for more information.

HOLT PUBLIC SCHOOLS
Innovate • Educate • Inspire

Weekly Update 2/26/21
HPS COVID METRICS DASHBOARD
TO INFORM RETURN TO IN-PERSON SCHOOL

New cases per 1,000,000*
7 day moving average
MI Safe Start Map

AIM - 20-40 cases/mill (B)
CONSIDER - 40-70 cases/mill (C)
sustained over 14+ days

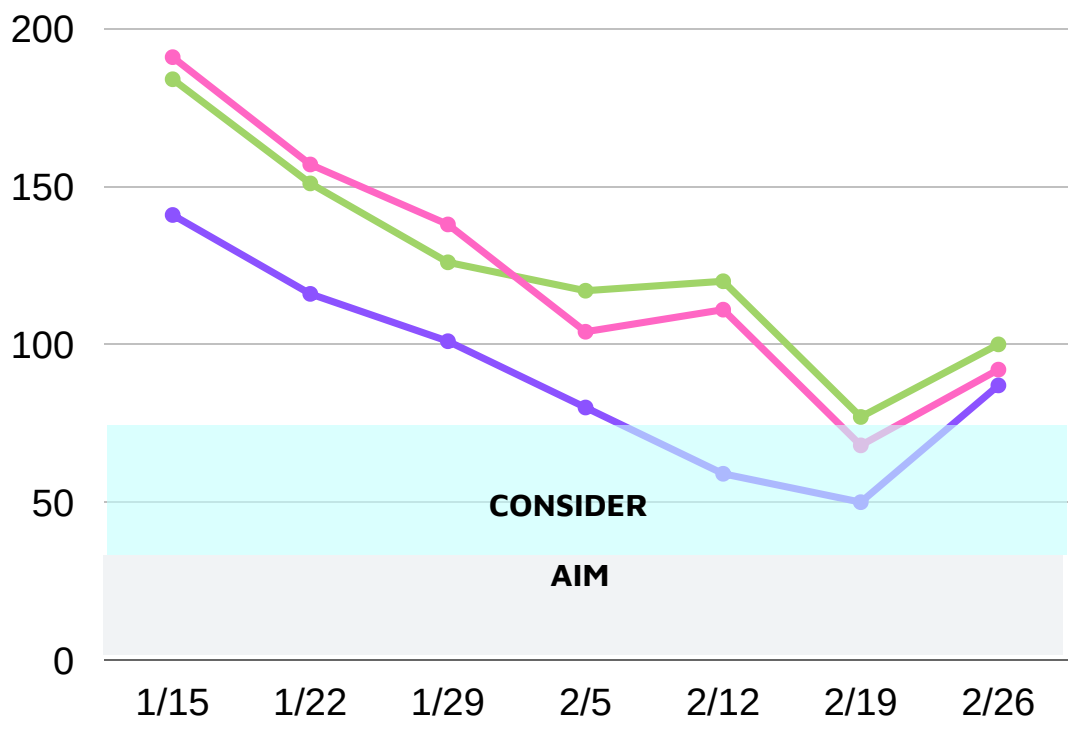

INGHAM COUNTY | MI SAFE START REGION 5 | STATE OF MICHIGAN

HOLT PUBLIC SCHOOLS
Innovate • Educate • Inspire

Weekly Update 2/26/21
HPS COVID METRICS DASHBOARD
TO INFORM RETURN TO IN-PERSON SCHOOL

New cases per 100,000^
7 day moving average
Harvard Global Health Institute
COVID Risk Levels Dashboard

AIM - 1-5 cases/100K
CONSIDER - 6-10 cases/100K
sustained over 14+ days

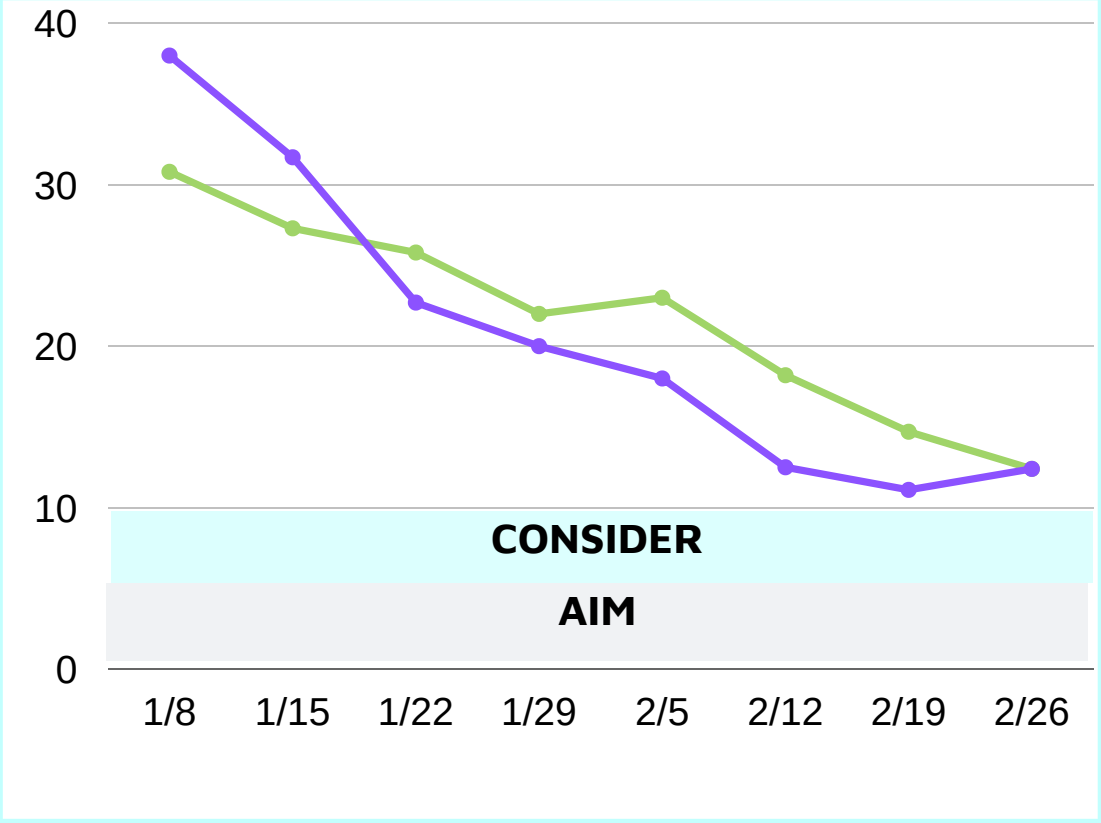

INGHAM COUNTY | **STATE OF MICHIGAN**

HOLT PUBLIC SCHOOLS
Innovate • Educate • Inspire

Weekly Update 2/26/21
HPS COVID METRICS DASHBOARD
TO INFORM RETURN TO IN-PERSON SCHOOL

Positivity Rate of Diagnostic Tests*^

MI Safe Start Map

Aim - 3-7% (A)
Consider- 7-10% (B)
sustained over 14+ days

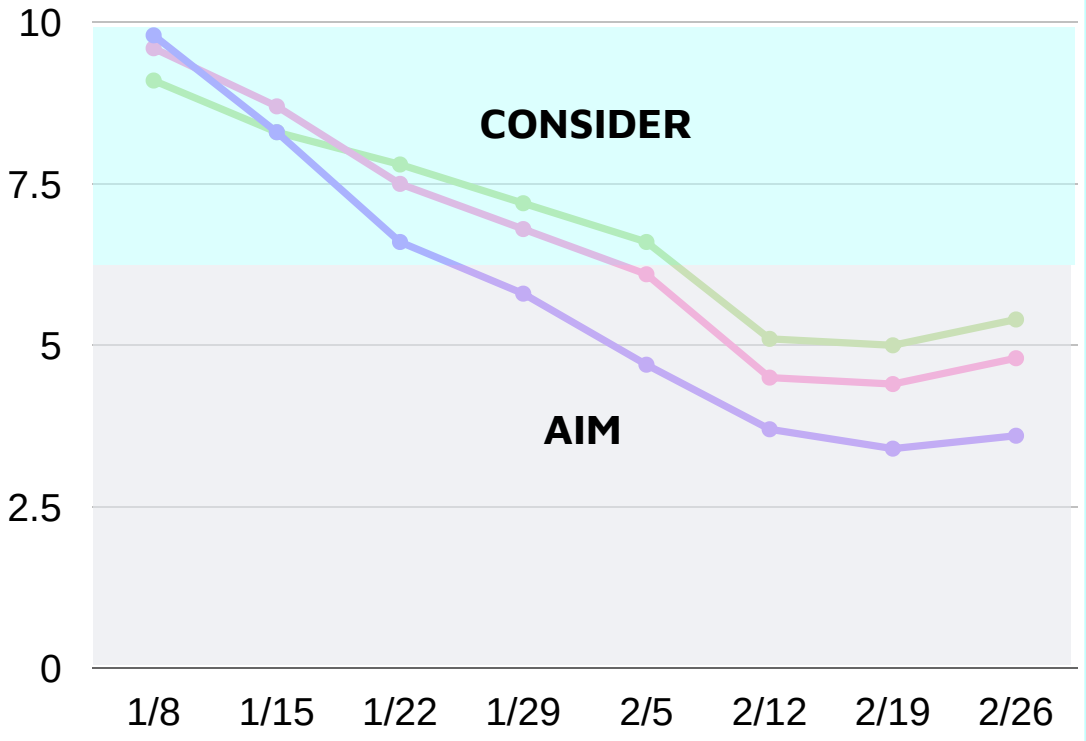

INGHAM COUNTY | MI SAFE START REGION 5 | STATE OF MICHIGAN